
















Die Storage and Accessories

Item number + Description		Usage: Machine/Accessories	Option
TU Work Bench capable of supporting up to 800 kg		suitable for: universal	
TU-QDS F Basic Basic with screws		suitable for: Universal work bench TU	
TU-QDS FXL Shelf Variable with screws		suitable for: TU-QDS F Basic	
TU-QDS F Shelf Variable with screws		suitable for: TU-QDS F Basic QDS-S.2 single row QDS-S-2 double row	
TU-QDS F 239I 3 pieces in set		suitable for: TU-QDS FXL Shelf TU-QDS F Shelf	
TU-QDS F Shelf PB280 for PB 280		suitable for: TU-QDS F Basic QDS-S.2 single row QDS-S-2 double row	
QDS-S.2 single row Basic Support		suitable for: HM 220.3 HM 225.3 HM 222	
QDS-S-2 double row Basic Support		suitable for: HM3xx.2 S6.3A+C S8.2/S8.3 S10.2/S10.3 HM245.4	
QDS 237.239S RAL5012 Basic Support with TU-QDS 239i		passend zu: HM3xx ab Bj.2010, HM3xx.2 S6.3 S8.2/S8.3 S10.2/S10.3 HM 245.2/HM 245.3/HM 245.4	

Item number + Description		Usage: Machine/Accessories
<p>QDS 239 S Basic Support with TU-QDS 239i</p>		<p>suitable for: Machine SC 6, SH 10, SC 12, HM 2xx und HM 3 XX</p>
<p>QDS 280 B RAL 7021 For 9 Set PB 280</p>		<p>suitable for: PB 280</p>
<p>QDS 239 B RAL 7021 For 9 Set PB 239</p>		<p>suitable for: Type of dies PB 239</p>
<p>QDS 239 R For 9 set PB 239</p>		<p>suitable for: Type of dies PB 239</p>
<p>QDS 239 C/T Wheeled support for 24 set PB 239</p>		<p>suitable for: PB 239</p>
<p>Oil-cooler Reduce heat, increase permanent tolerances.</p>		<p>suitable for: Production crimpers</p>
<p>QDS-HD For large industrial dies.</p>		<p>suitable for: PB 245 PB 554 PB 237</p>
<p>Machine trolley Wheeled support 777.1 L x W x H (mm): 1720 x 660 x 200 Weight: 75 kg Load Weight: 800 Kg</p>		<p>suitable for: HM 3xx, HM 220/225, HM 245, S6/S8/10 EM 115</p>

Accessories and Options

Item number + Description		Usage: Machine/Accessories
<p>OCS 10 retro</p> <p>Camera system – the alternative to the mirror, for a better sight line adjustment.</p>		<p>suitable for: HM 2XX, HM 3XX, 4XX und 6XX, HM 1200</p>
<p>TU-Rack 18-PB239</p> <p>Workbench for miscellaneous machines includes die storage.</p>		<p>suitable for: Service Crimpers Type of dies PB 239</p>
<p>Mirror/SHS</p> <p>Allows the operator to watch the correct position of the part to be crimped behind the machine.</p>		<p>suitable for: all crimpers SC, SH, HM 2XX, HM 3XX</p>
<p>LUF</p> <p>Light for the rear side of the machine.</p>		<p>suitable for: all machines</p>
<p>TA</p> <p>To position the fitting inside the head and/or to activate the crimp cycle automatically.</p>		<p>suitable for: all machines, except S2 and S7</p>
<p>QDC 239.5</p> <p>Dies quick change-tool for easy jaw change PB 239.</p>		<p>suitable for: all machines with type of dies PB 239</p>
<p>265.2 Turntable</p>		<p>suitable for: SH 7</p>
<p>PS Double foot pedal</p>		<p>suitable for: SC 6, SC 6 S, SC 6 Ecoline, SH 10, SH 10 xl, SC 12 i (not for Ecoline-Models)</p>
<p>Cable DC GK 205</p> <p>Length 5 m</p>		<p>suitable for: HM 200, SC 3, SH 6, SH 6 S (only for DC versions)</p>
<p>PUM 0.8/3.2-700 BAR</p>		<p>suitable for: SH 2</p>

**Item number
+ Description**

**Usage:
Machine/Accessories**

PTS SYSTEM

Marking and crimping in one step according to DIN 20066, EN 853, EN 854, EN 856, EN 857.

PTS 52: character 4,0 x 2,0 mm/
marking depth ca. 0,3 - 0,5 mm

PTS 32: character 3,0 x 1,5 mm/
marking depth ca. 0,3 mm



Number of characters

P 200, 202, 204, 213, 261, 265
always 10 each

P 262 /263
Ø 14 - 32 = 17 each

P 239
Ø 14 - 24 = 12 each
Ø 26 - 50 = 17 each

P 239L or P239-xx-Øyy
Ø 14 - 22 = 14 each
Ø 24 - 40 = 15 each
Ø 44 - 50 = 10 each

P 232L
Ø 17 - 20 = 21 each
Ø 24 - 28 = 22 each
Ø 32 - 44 = 24 each
Ø 47 - 62 = 10 each
Ø 67 - 90 = 11 each

P 237L
Ø 54 - 67 = 24 each
Ø 71 - 121 = 11 each

P 266L
Ø 54 - 78 = 10 each

P 554-xxx-
Ø 57 - 103 = 24 each
Ø 106 - 121 = 12 each

Dies	Ø mm
261	14 - 47
263	14 - 32
265	54 - 71
266 L	54 - 78
239/239 L	14 - 50
232 L	14 - 90
237 L	54 - 121
554/246 L	on request

Angle scale

238.11 (HM 3xx) double side
239.21 (HM 220/HM 222) 2 side
255.14 (HM 225) 2 side



suitable for:
HM 220, 222,
HM 225
HM 3xx

UMAT | Mobile Working Station



Layout example

L x W x H (mm): 800 x 1200 x 755
Weight 160 kg
Drawers L x W x H (mm):
2 = 564 x 572 x 50
2 = 564 x 572 x 100
Load Weight Drawers: 75 kg

Accessories
TU-QDS F SHELF
TU-QDS F 239I
TU-QDS SHELF PB280